





ME...JANE

BY PATRICK MCDONNELL



Today students will learn about biographies.

Students will learn the features of biographies: setting, action, characters, and chronological order. The activities will teach students retelling and writing their own biographies.





'S AUTOBIOGRAPHY IN PICTURES

My birthday:

My self portrait:

A list of my family members:

My family portrait:




A list of my pets:




My pet portrait:

A list of my hobbies:



A picture of my favorite hobby:




My favorite color:

A list of my favorite foods:

A list of my favorite restaurants:

A picture of my favorite movie:



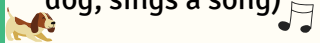
A picture of my friends:


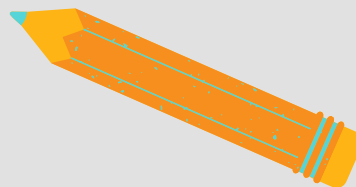


PLAN YOUR AUTOBIOGRAPHY

Think of something that happened to you or something that you did. Practice telling the story aloud from start to finish. Then, plan all the details for each page in your book below with pictures and words.

- Tell who is in the story. Draw and label characters below for each page in your book, under the column "Who".
- Tell where the story takes place. Draw and label the setting below for each page in your book, under the column "Where".
- Tell what is happening. Draw and label what characters do and say below for each page in your book, under the column.

Writing True Stories: What will go on each page of your book?	Who is in your true story? Draw and label the people and animals below. (ex. Dad, mom, me) 	Where does your true story take place? Draw and label the settings below. (ex. home, school, playground) 	What happens in your story? Tell us what the characters do and say below. (ex. Plays with dog, sings a song) 
PAGE 1:			
PAGE 2:			
PAGE 3:			
PAGE 4:			
PAGE 5:			
PAGE 6:			







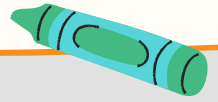



MY AUTOBIOGRAPHY





BY: _____


TABLE OF CONTENTS

















WE HOPE YOU ENJOYED THESE ACTIVITIES!



For more great resources and
video read alouds scan the QR
code using the camera app on
your phone to visit
witschicago.org/witsk-online

