

wits
working in the schools

CHICAGO
PUBLIC
LIBRARY
FOUNDATION




ECS P

EARLY



CHILDHOOD

SUMMER

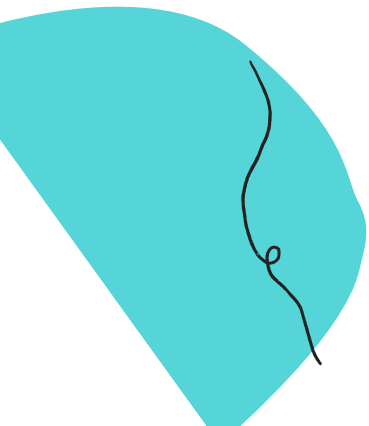


PROGRAM

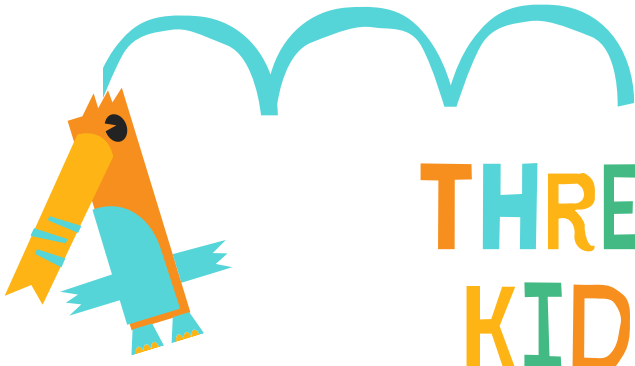


LITTLE
RED HEN



WEEK





THREE YUMMY KID RECIPES



Sequencing and Social Emotional Skills Practice

Why Sequencing?

Putting things in order is an important foundational skill. Understanding the sequence of a story helps preschoolers make sense of what they are reading. Plus it's fun and will keep readers engaged, while also bridging personal connections to the characters in the story.



Cooking recipes teaches kids skills like:

- Listening and following directions
- Problem solving
- Sequencing skills (first, next, last)
- Math (counting, measuring, pouring)
- Fine motor (scooping, pouring, spreading)
- Retelling (after a child makes something, have them tell you the steps)
- Ordinal numbers (first, second, third)



Tips:

- Point to each word as you read the recipe with your child.
- Occasionally, stop at a word your child will know and/or can use picture clue for and let them read it.
- Let your child sound out short words, but read the sight word (words that cannot be sounded out) for them until they can automatically recognize them.
- Allow your child to lead these recipes by doing as much reading, measuring, stirring, mixing, and pouring as possible.





PIZZA MUFFINS



What you will need:



Press each biscuit



into a section of a greased muffin tin.



Put 1 tablespoon



of sauce



in each muffin.






Sprinkle cheese



on top of each muffin.



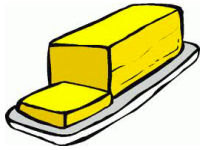
Bake at 350 degrees for 10 - 12 minutes.





COOKIE DOUGH BITES

What you will need:



In a bowl



mix



1 cup



of softened butter,



and

1 1/2 cups



of brown sugar.



Add 1 teaspoon



of vanilla extract,



2 cups



of flour,



and 3/4 cup



of chocolate chips.



Mix together with your hands.



Roll into balls. Refrigerate 30 minutes. ENJOY!





FUN FRUIT PIZZAS



What you will need:



In a bowl



mix



1/2 cup



of cool whip,



and

1/2 cup



of yogurt.



Spread



onto a graham cracker.



Top with fruit.

