



wits
working in the schools



E

EARLY

C

CHILDHOOD

S

SUMMER



P

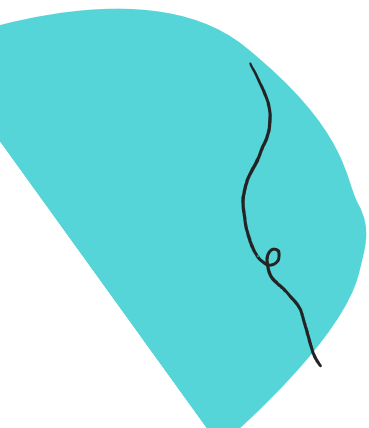

PROGRAM



THREE BILLY GOATS GRUFF




WEEK





CREATING TROLL ART



Using Visualization


Artists and storytellers from all over the world have drawn their own special version of that SCARRRY troll from The Three Billy Goats Gruff.




Can you believe all these illustrations are for the same story? The artists used visualization, and combined their own experience and knowledge to create mental images of what they thought was happening in the story.

While you are listening to the story, try to picture the troll in your brain. How do you imagine he looks, smells, sounds?





CREATING TROLL ART

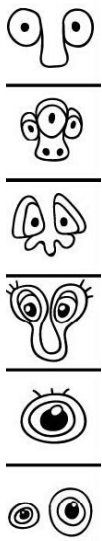


Using Visualization

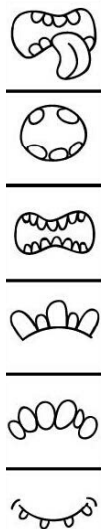
Use the details from the story and your own imagination to draw your own Troll below!
Use the idea bank or come up with your unique creature!



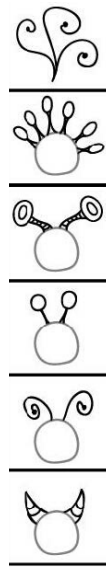
Eyes





Mouths



Hair/ Ears








Tools



CREATING TROLL ART

Using Visualization



my troll