

ACTIVITY

THERE IS A BIRD ON YOUR HEAD!



DIRECT CHARACTER TRAITS

Author Mo Willems has created two very memorable characters in his *Elephant and Piggie* book series. Based on the pictures and words in this week's read aloud, what kind of friend is Piggie? Use descriptive adjectives (see the list of adjectives below) to draw and write about Piggie's Character Traits. Then, do the same for Gerald on the next page. Be sure to also check out the Elephant and Piggie costume craft too!

ADJECTIVES TO DESCRIBE CHARACTERS


adventurous	generous	patriotic	weak
ambitious	gentle	polite	wise
annoyed	grumpy	proud	witty
bossy	gullible	quiet	
brave	hardworking	resourceful	
brilliant	helpful	respectful	
calm	honest	responsible	
carefree	hopeful	rich	
cautious	humble	rude	
charming	imaginative	scared	
conceited	independent	self-confident	
considerate	intelligent	selfish	
cooperative	jealous	skillful	
courageous	lazy	shy	
creative	leader	strict	
curious	lonely	stubborn	
daring	loving	studious	
demanding	loyal	successful	
determined	mannerly	talented	
eager	mature	thoughtful	
energetic	mischeievous	timid	
faithful	miserable	tolerant	
foolish	mysterious	trustworthy	





DIRECT CHARACTER TRAITS

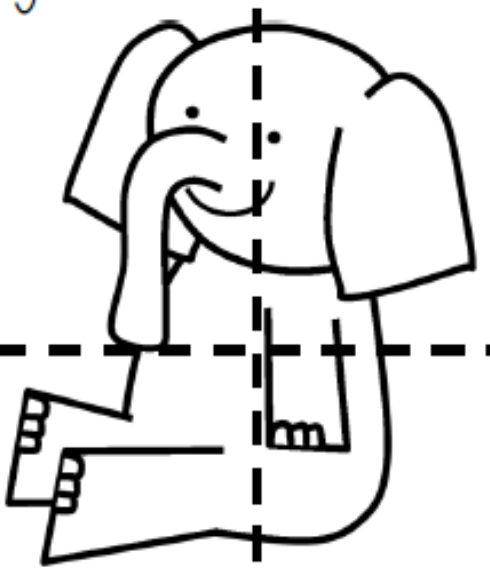
Use descriptive adjectives to draw and write about Piggie's character traits.

C H A R A C T E R	Thoughts What is Piggie thinking?	Feelings How is Piggie feeling?	T R A I T S
			
	What is Piggie doing?	What is Piggie talking about?	
	Actions	Sayings	



DIRECT CHARACTER TRAITS

Use descriptive adjectives to draw and write about Gerald's character traits.

C H A R A C T E R	Thoughts What is Gerald thinking?	Feelings How is Gerald feeling?	T R A I T S
			
	What is Gerald doing?	What is Gerald talking about?	
	Actions	Sayings	



ELEPHANT AND PIGGIE COSTUMES

MATERIALS NEEDED

To make Elephant and Piggie costumes, you'll need:

- Grey and pink shirts
- Paper plates or a thin cardboard box (cereal or shoe box)
- String
- Glue
- Scissors
- Optional items (to attach string paper to cardboard)
 - Stapler
 - Duct tape



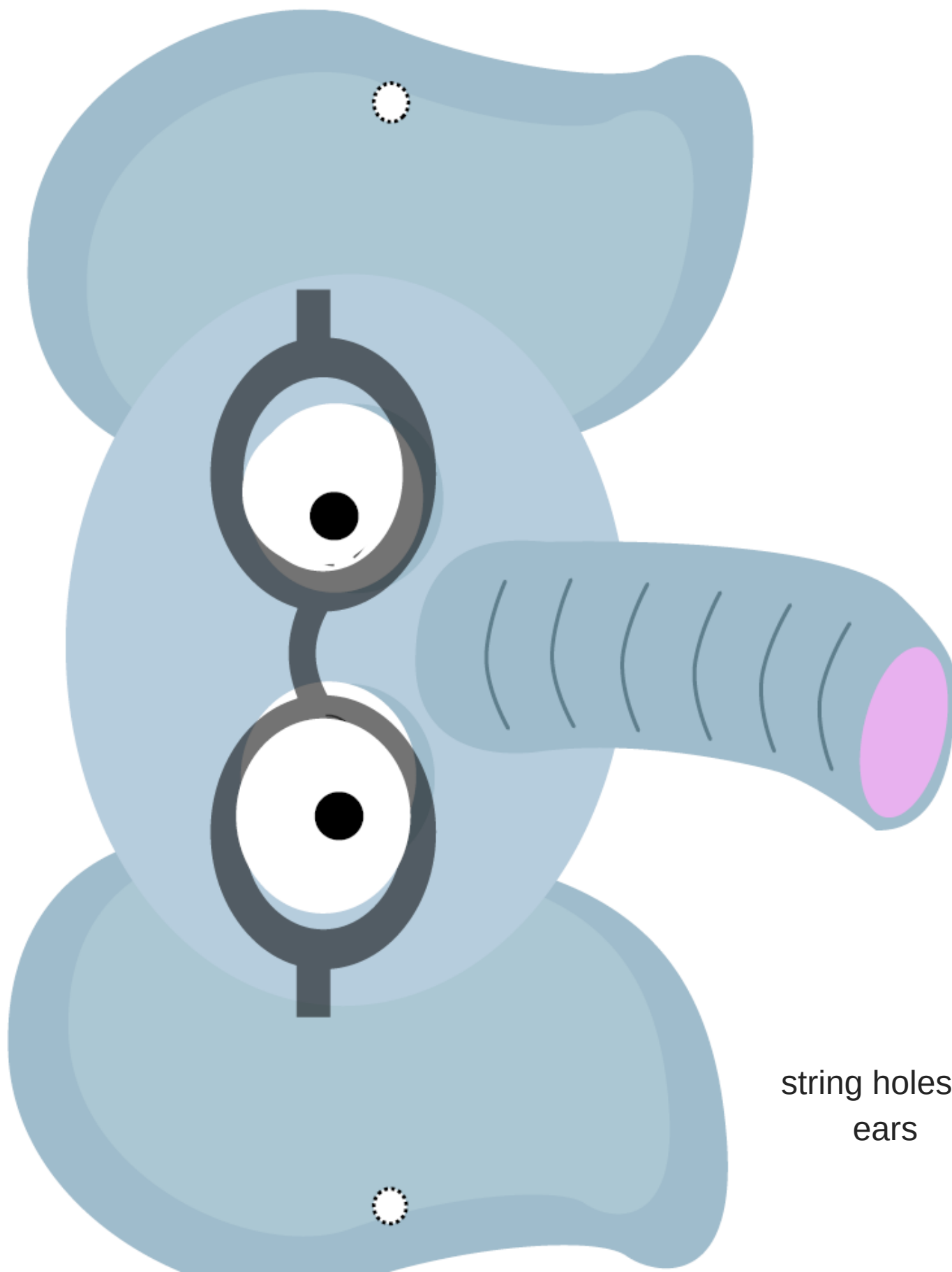


ELEPHANT AND PIGGIE COSTUMES

LET'S MAKE A GERALD AND PIGGIE COSTUME!

1. Cut out the Gerald and Piggie faces found on the next two pages
2. Place the faces down on cardboard to trace. Then cut out the outline in the shape of the Piggie and Gerald faces
 - **If you are using paper plates, skip this step!**
3. Glue or staple mask to the paper plate or cardboard
4. Cut out two long strings or strips of thick paper to be your headband. Punch holes to tie the string through or staple together


ELEPHANT AND PIGGIE COSTUMES



string holes on
ears



ELEPHANT AND PIGGIE COSTUMES




string holes



ELEPHANT AND PIGGIE COSTUMES

What would Gerald say?





ELEPHANT AND PIGGIE COSTUMES

What would Piggie say?

