

PRIMARY READERS ACTIVITY KIT

AGES 7 - 10 YEARS OLD

ACTIVITY	PAGE #
PRACTICE WRITING SUMMARIES	2
PRACTICE WITH CHARACTER TRAITS	3
REFERENCE: LIST OF CHARACTER TRAITS	4
CREATIVE CHARACTER TRAIT SKIT WRITING	5
CREATIVE CHARACTER SKIT: PRACTICE WRITING SUMMARIES	7
REFERENCE: MAKING CONNECTIONS CHART	8
MAKING CONNECTIONS COMIC STRIPS	9
PRACTICE MAKING CONNECTIONS	10



PRACTICE WRITING SUMMARIES

You can use this formula for creating a summary for fiction books:

Somebody...	Who were the characters?
Wanted...	What did the characters want?
But...	What was the conflict?
So...	How did the characters react to the conflict?
Then...	How was the conflict resolved?

The same formula can be used when watching a movie at home! Try filling out this chart next time you watch a movie with your family.

The movie I am watching today is:

I've seen it before.

This is my first time!

Somebody...	Who were the characters?
Wanted...	What did the characters want?
But...	What was the conflict?
So...	How did the characters react to the conflict?
Then...	How was the conflict resolved?



LIST OF CHARACTER TRAITS

ADVENTUROUS

AFRAID

AMBITIOUS

ANGRY

ANNOYED

ANXIOUS

ARROGANT

BAD

BOSSY

BRAVE

BUSY

CALM

CAREFUL

CARELESS

CAUTIOUS

CHEERFUL

CHILDISH

CLEVER

CLUMSY

CONFIDENT

CONFUSED

COOPERATIVE

COURAGEOUS

CRUEL

CURIOUS

DARING

DEMANDING

DEPENDABLE

DEPRESSED

DETERMINED

DISHONEST

DISRESPECTFUL

DOUBTFUL

EAGER

EASYGOING

EMBARRASSED

ENERGETIC

EVIL

EXCITED

FEARLESS

FOOLISH

FRIENDLY

FRUSTRATED

FUNNY

GENTLE

GRATEFUL

GREEDY

GROUCHY

GUILTY

HAPPY

HARD-WORKING

HELPFUL

HONEST

HOPEFUL

IMAGINATIVE

IMPATIENT

IMPOLITE

INDEPENDENT

INTELLIGENT

JEALOUS

KIND

LAZY

LONELY

LOVING

LOYAL

MEAN

MESSY

MISCHEIVOUS

MYSTERIOUS

NAUGHTY

NERVOUS

NICE

OBNOXIOUS

POLITE

PROUD

QUIET

RESONSIBLE

ROWDY

RUDE

SAD

SCARED

SELFISH

SERIOUS

SHY

SILLY

SMART

SNEAKY

SORRY

SPOILED

STUBBORN

SWEET

TALENTED

THANKFUL

THOUGHTFUL

TRUSTWORTHY

UNHAPPY

UPSET

WEAK

WORRIED



CREATIVE CHARACTER TRAIT SKIT WRITING

Using the character trait list, write a short 5-10-minute skit with a character(s) who exhibits the character trait(s) you chose! When creating your characters and skit think about what the character says or thinks, how the character feels, how the character responds to events and, what other characters say about them.

Helpful Literary Definitions

Characterization

The way the author develops the characters and reveals their traits and qualities.

Characters

People in the book and they use dialogue and actions.

It is important to remember that throughout a story characters trait can change. For example, you might have your character start off as stubborn at the beginning, but through a series of events, by the end the character might be more flexible or willing to learn or try new things.

Give your work a title and remember to name your characters. For fun record your skit and share it with your family and friends.



CREATIVE CHARACTER TRAIT SKIT WRITING

Title of your skit: _____

Character Name: _____

Character Name: _____

Character Name: _____

Character Traits

-
-
-
-
-
-
-
-

Character Traits

-
-
-
-
-
-
-
-

Character Traits

-
-
-
-
-
-
-
-

Use this space to write your skit:

Large empty box for writing the skit.



CREATIVE CHARACTER SKIT: PRACTICE WRITING SUMMARIES

You can use this formula for creating a summary for your skit:

Somebody...	Who were the characters?
Wanted...	What did the characters want?
But...	What was the conflict?
So...	How did the characters react to the conflict?
Then...	How was the conflict resolved?

What is the title of your skit?

Somebody...	Who were the characters?
Wanted...	What did the characters want?
But...	What is the main conflict (problem) in your skit?
So...	How did the characters react to the conflict?
Then...	How was the conflict resolved at the end of your skit? Was the conflict resolved? Did your characters change?



MAKING CONNECTIONS: CHART

There are many ways to make connections in the books we read. We can make text-to-self connections, text-to-text connections, and text-to-world connections.

TEXT-TO-SELF

You are connecting the story to your own life, experiences, and feelings.

SENTENCE STARTERS

- This reminds me of...
- I understand how the character(s) feel because...
- The setting makes me think about...
- I experienced this myself...
- This part reminds me of a time when...

TEXT-TO-TEXT

You are connecting the characters, setting or events from one story to another.

SENTENCE STARTERS

- The character in this story is like the character in...
- The setting in this story is the same as the setting in...
- This event is like when...
- These two stories are alike...

TEXT-TO-WORLD

You are connecting the story to world history, events, school, and community.

SENTENCE STARTERS

- This happened in real life...
- This is like something I heard on the news...
- This happened when...



MAKING CONNECTIONS: COMIC STRIPS

Practice making connections next time you read a book. Circle the type of connection you are making. Then, use one of the sentence starters from the chart to write your connection. Finally, draw your own comic about the connection you made.




Book Title and Author: _____

Circle the Type of Connection

TEXT-TO-SELF

TEXT-TO-WORLD

TEXT-TO-TEXT





PRACTICE MAKING CONNECTIONS: MOVIES!

We can make connections in movies we watch. Next time you watch a movie with your family, either draw or write about the different connections you make. Use the making connections sentence starters from the previous activity to help you get started.

The movie I am watching today is:

I've seen it before.

This is my first time!

MY MOVIE-TO-SELF CONNECTIONS ARE...

MY MOVIE-TO-TEXT CONNECTIONS ARE...

MY MOVIE-TO-WORLD CONNECTIONS ARE...